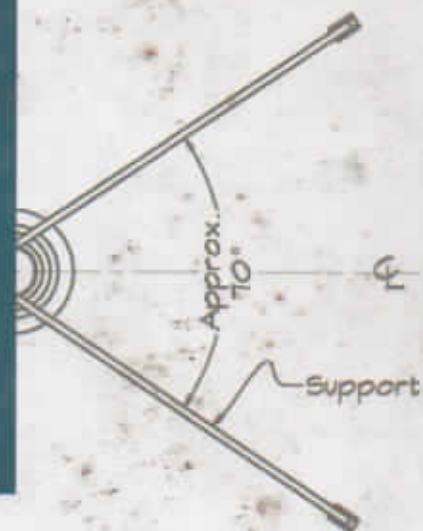
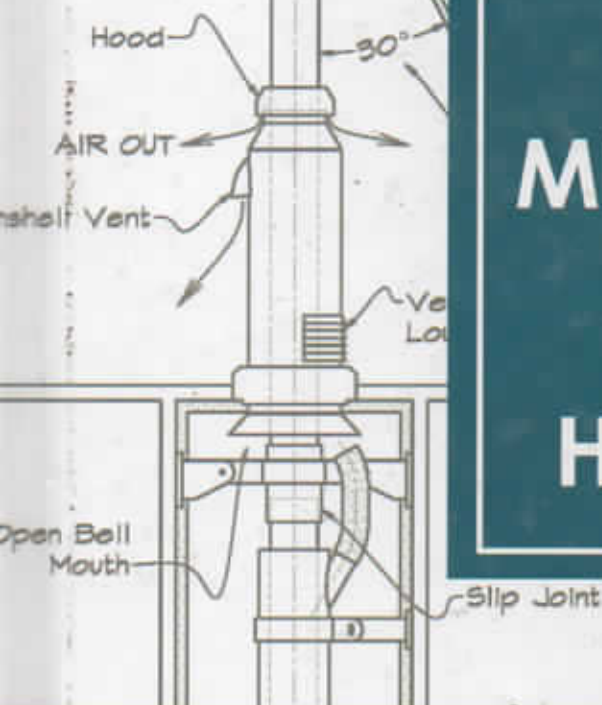


Drive Train • Engine Exhaust • Fuel Systems • Rudders and Steering
Anchors and Anchor Handling • Bilge and Fire Main Systems • Ventilation

BOAT MECHANICAL SYSTEMS HANDBOOK



How to Design, Install, and Recognize
Proper Systems in Boats



Dave Gerr

author of *The Nature of Boats*,
The Elements of Boat Strength, and *Propeller Handbook*

Contents

Lists of Figures, Tables, and Formula	x
Acknowledgments	xvii
Author's Notes	xix
Introduction	xxi

PART ONE. DRIVETRAIN INSTALLATIONS


1. Propellers and Shafts	1
Proper Prop Nuts	1
Blade Area	2
Common Causes of Vibration and Noise	5
Propeller Shafts: Diameter, Bearing Spacing, and Bearings	9
Shaft Couplings and Keyways	15
2. Struts, Propeller Apertures, and Shaft Angle	18
Propeller Struts	18
Propeller Apertures and Shaft Angle	25
3. Transmission Geometry, CV Joints, Stuffing Boxes, and Engine Mounts and Beds	32
Selecting Inboard Transmission Geometry	32

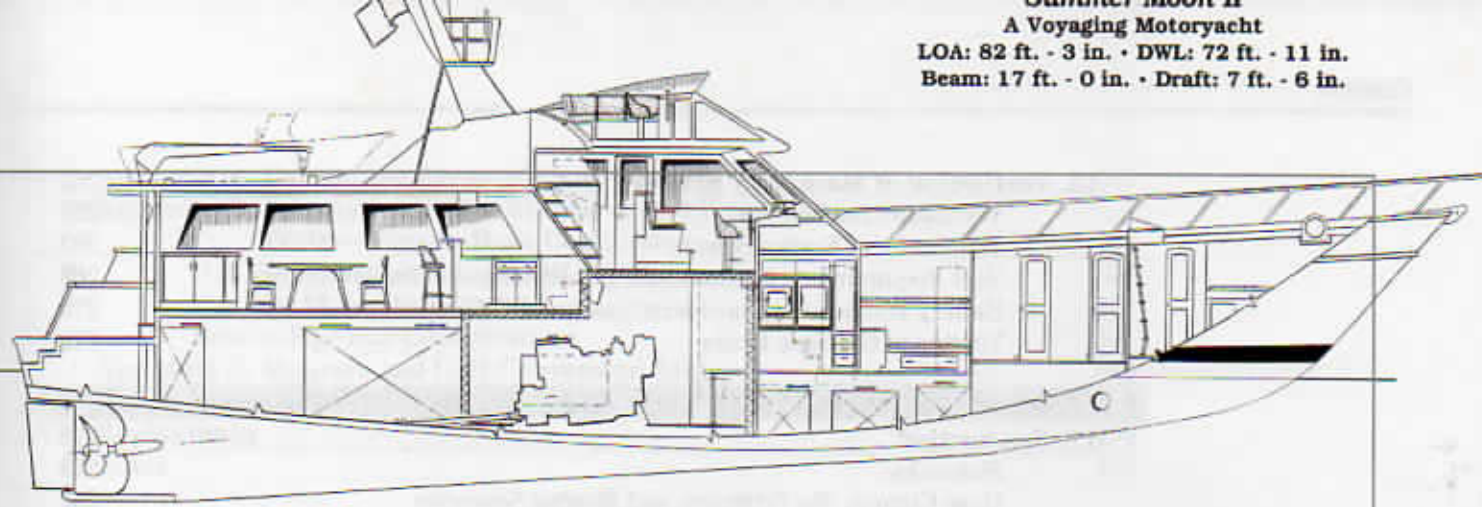
PART TWO. FUEL SYSTEMS

4. Fuel Piping and Fuel System Bonding	46
Running Pipe	47
5. Fuel Tanks and Fittings	66
Hold That Tank	66
Tank Location	69
Tank Openings and Penetrations	73
Tanks Under Pressure	82
Level Gauging	83
Tank Materials	83
6. Tank Capacity and Range: The Free-Surface Effect	90
Required Tankage for Range	90
Estimating Cruising-Speed Fuel Consumption	91
Finding the Capacity of a Tank	92

PART THREE. EXHAUST SYSTEMS

7. Wet Exhaust Systems	100
Breathing Easy	101
Watering the Exhaust	102
Support Your Local Exhaust	106
Make Room for Exhausts	108
The Low-Engine Exhaust Problem	109
The "Other" Exhaust Systems	114
Going Underwater	119
Avoiding the Silent Killer	125
Summary of Requirements for a Reliable Wet Exhaust System	126
Review of Requirements	126





8. Engine Cooling Systems and Their Exhausts	128
Engine Cooling	128
9. Dry Exhaust Systems	142
The Basic Drystack Configuration	142
Drystack Exhaust Trunks	153
More on Mixing and Matching Exhaust Types	159
Drystack Versus Wet Exhaust	161

PART FOUR. RUDDERS AND STEERING SYSTEMS

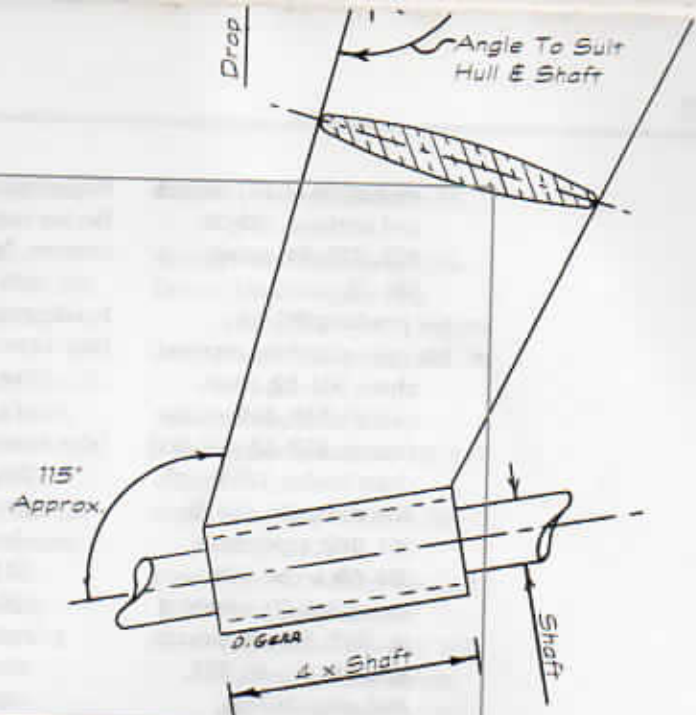
10. Rudder Geometry, Shape, and Size	163
Putting the Rudder to Work	163
Types of Rudders	165
Sizing Up the Rudder	168
The Rudder in Cross Section and Basic Scantlings	170
Rudder Profile or Planform	177
Boat Behavior in Turns	180
11. Rudder-Stock Size, Construction, and Bearing Specification	182
Rudder Stock, Bearing Calculations, and Construction	182
Rudder Bearings and Rudder Ports	189
Roller Bearings	194
12. Rudder-Stock Angle, Control, and Installation Considerations	197
Rudder-Stock Angle and Planing-Boat Rudder Configuration	197
Steering Systems: Controlling the Rudder	198
Fluid Power: Hydraulic Steering	202
Backup Steering Gear: Emergency Steering	208
Steering Refinements and Installation Considerations	211
Rudder Installation: Shaft and Propeller Removal	212
13. Unusual and Special Rudders: High-Lift Rudders	216
Ring-Form Rudders	216
High-Lift Rudders	219
Comparing Fishtail and Articulated Rudders (Flap Rudders)	226

PART FIVE. VENTILATION, AIR-CONDITIONING, AND HEATING

14. Ventilation of Passenger and Storage Areas	229
Ventilation of Passenger Compartments	231
Ventilation of Storage Spaces: Forepeak, Lazarette, Lockers	241
15. Air-Conditioning and Heating with Notes on Refrigeration	242
Air-Conditioning	242
Notes on Refrigeration	250
Cabin Heating	253
Thoughts on Heating and Air-Conditioning Installations	260

16. Ventilation of Machinery Spaces	262
Ventilation for Heaters	262
Ventilation of Engine Spaces	263
Vent Requirements for Inverters, Converters, and Transformers	269
Battery Venting and Considerations for LPG (Propane) and CNG	270
Venting of Gasoline Boats	272
PART SIX. PLUMBING SYSTEMS WITH NOTES ON FIRE SUPPRESSION	
17. Sea Suction	278
Seacocks	278
Hose Clamps, Sea Strainers, and Sharing Seacocks	282
18. Bilge Systems, Fire Mains, and Fire Extinguishers	288
Bilge Systems	288
Thoughts and Recommendations on Bilge Systems for Boats	295
Fire Mains and Fire Suppression	297
19. Selecting and Sizing Pumps	302
Types of Pumps	302
Understanding Head	306
Total Apparent Head	309
Acceptable Flow Speeds	311
Finding Required Pump Power	312
Pressure Drop	313
20. Freshwater Systems	314
Freshwater Tanks and Water Tank Capacity	315
Freshwater Supply Piping	316
Freshwater Delivery Piping	318
Draining Away—Handling Gray Water	319
Running Pipe	320
21. My Favorite Head: Thoughts and Recommendations on Marine Toilets and Installations	322
My Favorite Head—The Blakes Lavac Toilet	323
Head Installation Plumbing	325
Pumping Sludge—Handling Sewage	326
Types of Marine Toilets (Heads)	327
PART SEVEN. ANCHORING SYSTEMS	
22. Anchoring Systems, Anchor Types, and Anchor Selection	331
Anchoring Systems	331
Anchor Types	332
Anchor Size and Designation	346
Anchor Selection Recommendations	346
23. Anchor Rode	348
Chain	348
Chain Fittings	353
Rope	358
Wire Anchor Rode	363
24. Sizing the Anchor and Rode and Selecting Anchor-Handling Gear	365
Sizing the Anchor	365
Sizing the Rode	366
Selecting a Windlass	370
Anchor-Launching Considerations	376
Chain-Locker Requirements	381
Snubbing Up	383

Appendix A. Calculating Areas of Plane Figures	386
Appendix B. International Pipe Standards and Pipe-Size Tables—Pipe-to-Hose Connections	388
U.S. ISO Pipe Designations—DN Pipe Sizes	390
U.S. Pipe Thread Standards	390
Hose-to-Pipe Size Considerations	391
Appendix C. Measure and Unit Conversion Tables	396
Appendix D. Insulation Products and Sources	401
Bibliography	403
Index	405



Index

Numbers in **bold** indicate pages with illustrations

- ABYC. *See* American Boat & Yacht Council (ABYC) guidelines
- accumulator, **316-17**
- Actionair, 271
- Admiralty-pattern anchor, 332-34, **333**, **375**, 376
- aftercoolers, **133**, **136**
- air changes per hour, 231-32, 234, 268-69
- air-conditioning: capacity, 245; comfort and, 229-30; compressors, 247-48; condensation drain, 245, 249; ducting, 249-50; installation, **243**, **244**, 249, 260-61; location of, 249; operation of, 242, 245; power for, 246-47; pump selection, 305; recirculating air, 249; refrigerants, 242; reverse-cycle, 247, 255; seawater cooling circuit, **248-49**; sizing, 245-46, 250; types of air-conditioners, 242-45, **243**, **244**, **248**
- air-cooled engines, 128-29
- airfoil rudder sections, 170-72, 173
- air-jacketed dry exhaust system, 153, **158**, 159
- Akermann steering, **211-12**
- alcohol, 87-88, 93
- allowance, 192-93
- aluminum bearings, 194
- aluminum bronze struts, 21
- aluminum fuel piping, 63
- aluminum keel cooling components, 133, 134
- aluminum rudder stock, 186, 187-88, 195
- aluminum sheeting for insulation, 151-52
- aluminum-strap hold-downs, 66-68
- aluminum struts, 21, 22
- aluminum tanks, **70-71**, 83, 84, **85**, 96, 315, 326-27
- American Boat & Yacht Council (ABYC) guidelines, xxiii; anchor and rode selection, 365; anchor rode specifications, 369-70; backfire flame mesh, 74; bilge systems, 290; CNG guidelines, 270; CO information, 126, 241; foam-encapsulated tanks, 71; fuel-hose clamps, 61-62; fuel systems, 46, 47, 50; fuel-system valves, 59, 60; fuel-tank fill pipes, 50, **77**; fuel-tank labels, 81-82; fuel-tank materials, 83, 84, 87; fuel-tank vents, 50, 73, **77**; gasoline boats, ventilation of, 272; ISO standards compared to, 50; LPG guidelines, 253, 270; oxygen-depletion sensor, 255; propeller shafts, 10-11; rudder palms, 215; seacocks, 278-79, **280-82**; tank baffles, 80; tank pressure ratings, 82
- American Bureau of Shipping (ABS), 289, 290, 292, 293, 294, 295, xxiii
- American National Standards Institute (ANSI), 47
- American Wire Gauge, 65, 373, 374-75
- amorphous silica insulation, 150
- anchor bend, **362**
- Anchoring, Mooring, and Strong Points* (ABYC), 365, 369
- anchoring systems: anchor parts, **333**; anchor selection and recommendations, 346-47, 365-66; anchor terminology, 346; anchor types, **332-46**; components of, 332;

- evaluation of, 331; launch and retrieval, 335-36, **375, 376-81**; sizing, 331-32
- anchor pendant, 383-84
- anchor rode: attaching rope to chain, 361-62; chain, 348-53, **349, 350**; chain fittings, **353-58**, 367, 369; chain leader, 348; length, 368; rope, 348, 358-59, 361, **362**; rope chafe, 359-60; scope, 368; sizing, 366-70; snubbing up, **362, 383-85**; storage, **362-63, 381-83, 382, 384**; wire, 363-64
- anchor rollers, 376-80, **377, 378, 379**
- anchor warp, 358
- antifreeze, 129, 130
- antisiphon device, **52**
- Aquadrive CVs, 37, 39
- Aquadrive system, **35, 40-41**
- Aqualoy rudder stock, 186, 187, 195
- areas of plane figures, calculating, **386-87**
- articulated flap rudders, 219, 222, 223-28, **224, 225, 226**
- aspect ratio, 164, 165, 177-78, 187-88
- Atlantic Pump and Equipment Company, 17
- atmospheric pressure, 102
- autopilots, 210
- axial-flow pumps, **304**
- Babbit: Drivesaver disk, 40
- Babbitt: bearing metal, 190
- backfire flame mesh, 74
- backing blocks and plates, **22-23**
- back pressure, **101-2, 110, 119**
- backup steering system, **208-9**
- baffles, tank, **80, 315**
- ball valves, **59, 60**
- Barke rudder, 223, 226
- barndoor rudder, **176**
- barometer, 102
- battery compartment, ventilation for, 270
- BBB chain, **350, 366-67, 370-71**
- Becker rudder, 223, 226
- bellows, flexible, 142, **144, 145, 147-48, 149**
- bending moment, 184-85, 188
- bilge blower, 275. *See also* gasoline engines: ventilation of gasoline boats
- bilge systems: components of, 288; discharge line, 297; float switches, **297**; hose clamps, 296; layout, 290, **291**; piping diameter, 290, 292, 295; piping material, 292, 296; pump alarms, 296-97; pump capacity, 289-90, 292-94; pump-operation counter, 297; pumps, electric, 289, 290, 305; pumps, manual, 288-89, 290, 302-3, 305; pumps, submersible, 290, 295-96; pump selection, 305, 308; purpose of, 288; strum box, **288-89, 295, 303**; vented loop, 294-95
- black water: discharge lines, 287, 326; no-discharge zones, 320, 326, 329; pumps, 305, **326**; tanks, 320, 324, 326-27
- bladder tanks, 95-96
- Blakes Lavac head, **322-25, 328**
- blowers and ducts, 237-40, **238, 239, 263-64, 265-66, 272-75, 274**
- blower timer switch, 269
- bonding system, **64-65**
- bower anchor, 346-47, 365-66
- box keel cooler, 139, **140**
- brass, 22, 135
- Brave Class patrol boat, 183
- bronze, 22
- Bruce anchor, 340, 342, **343, 344, 366**
- Btu (British thermal unit), 136, 245
- Bugel anchor, 344, **345**
- bulbous flap rudder, **224**
- bulkhead heaters, **255-56**
- bulkheads: exhaust lines and, 106, 107; stove and heater installation, 254, 255
- Bulwagga anchor, 345, **346**
- butt, 314
- cabin heating. *See* heating, cabin
- cable, 352, 358
- cable-and-wheel steering, **200-202**
- cable-laid rope, 358
- calcium silicate insulation, 150
- Calder, Nigel, 369
- calorifiers, 318
- canoe-sterned boats, 30-31
- Cape Dory 40, 119, **123, 124**
- carbon composite rudder stock, 186, 187-88, 195
- carbon dioxide, 241, 249
- carbon dioxide fire extinguishers, 300, 301
- carbon monoxide (CO), 125-26, 241, 249
- Carbon Monoxide Detection System* (ABYC), 126
- carburetors, 49
- Cardan shaft/joints, **37**
- Carrick bend, **368**
- catamaran, power, 170
- cathead, **375, 376**
- cavitation, 3, 5-6
- cedar bucket, 327, 329
- Centek VernaSep muffler, **126**
- center of buoyancy, 71-72
- centrifugal pumps, 249, **304, 305, 313**
- ceramic fiber boards, 150
- CFR. *See* Code of Federal Regulations (CFR)
- chain: attaching rope to, 361-62; characteristics, 348; fittings, **353-58**, 367, 369; lengths, 352; rode sizing, 366-67, 369-70; snubbing up, **362, 383-85**; stainless steel, 352-53; types and grades, 348-52, **349, 350**; weight of, 370-71
- chain locker, 381-83, **382, 384**
- chain snubber, **362, 384-85**
- chain stopper, 383, **384, 385**
- Chapman's Piloting, Seamanship, and Small Boat Handling*, 369
- chilled-water air-conditioner, 243

- chlorotetrafluoroethane (FE-241)
 fire extinguishers,
 300-301
- chocks, 359-61, **360**
- chord, 163, **164**
- circle circumference formula,
 134
- clamshell vent, **241**
- claw anchors, 340, 342, **343**,
344, 346-47, 366
- cleats, 359-61, **360**
- closed cooling. *See* heat
 exchangers
- CNG (compressed natural gas),
270-71
- coal stoves and heaters, **253-54**
- cockabill, 346
- Code of Federal Regulations
 (CFR), xxiii; backfire
 flame mesh, 74; bilge-
 system requirements,
 289-90, 292, 293, 294; car-
 burators, 49; CNG, 270;
 Commercial vs. Yacht, 46;
 diaphragm tanks, 58;
 exhaust system materials,
 107; fire main system,
 298; foam-encapsulated
 tanks, **70-71**; fuel-fill spill
 compliance, **79**; fuel hose
 and tubing, 62, 63; fuel-
 hose clamps, 61-62, **63**;
 fuel systems, 46, 47; fuel-
 system valves, 59, 60;
 fuel-tank labels, 81-82;
 fuel-tank vents, 73; gaso-
 line boats, ventilation of,
 272-75; gasoline fuel
 pumps, 58; LPG, 253, 270;
 seacocks, 279, 285; tank
 baffles, 80; tank materi-
 als, 85-86; tank pressure
 ratings, 82; Yacht vs.
 Commercial, 46
- coefficient of lift, 180, 182, 183
- Cole Marine Distributing, 239
- commercial bronze struts, 21, 22
- common rail manifolds, **55-57**
- compressed natural gas (CNG),
270-71
- compressors, 247-48
- condensation, **149**, 245, 249
- conduit-cable steering, **210-11**
- constant-velocity (CV) joints,
35, 36, 37, 39-40
- CON-VEL CV joint, **35**
- conversion tables, 93, 396-400
- converters, ventilation for,
 269-70
- cooler-freezers, portable, 250, 251
- copper exhaust-system parts,
 104
- copper keel cooling compo-
 nents, 133, 134, 135, 137
- copper-nickle exhaust-system
 parts, 104
- copper-nickle keel cooling
 components, 133, 134,
 135, 137
- copper-nickle tanks, 84
- copper-silicon tanks, 84
- copper tanks, 83, 84
- copper tubing, 62, 64
- corrosion: dezincification, 22,
 135; float switches, 297;
 fuel tanks, 68-69, 78, 81,
 84, 85, 96; raw-water
 cooling, 129, 130; wet
 exhaust systems, 104-5,
 127; zinc anodes, 22, 127,
 285, **287**
- couplings and keyways,
 propeller-shaft, **15-17**
- course keeping principles and
 characteristics, 226-27
- cowl vent, **229**, **230**, 232, **237**,
 264-65
- CQR plow anchor, 340, 341, **342**,
 366
- crewboat exhaust installation,
 159-60
- Cummins engines, 51, 52
- Cutless bearing, **12**, 22, 42
- CV (constant-velocity) joints,
35, 36, 37, 39-40
- Danforth, Bill, 336
- Danforth-type anchors, 336-40,
 346-47, 366
- decimal exponents, xix-xx
- deck washdown plumbing
 system, 309-13
- Deflector Rudder, **224**, **225**, 226
- defrosters, electric, 256
- Delta anchor, 340, **342**, 346-47,
 366, 376
- Delta-T Systems, 239, 265-**66**,
 271
- density conversion table, 396
- Detroit Diesel engine-vent
 sizing, 265
- devil's claw chain hook, **362**,
 384-**85**
- dezincification, 22, 135
- D'Hone Special anchor, 336, 347,
 366
- diaphragm pumps, 302-3, 305,
323, 324
- diesel engines: alcohol fuel and,
 88; compartment
 ventilation, 264, 265, 269;
 exhaust system metals
 and corrosion, 104, 105;
 fuel consumption rate,
 58, 83, 90-92, **91**; fuel-line
 diameter, 60; "loiter"
 engine, 34; thermostats,
 129
- diesel fuel: characteristics, 93;
 filters, 54; fire from, **46**,
 60-61; gasoline compared
 to, 46; hot fuel, 58-**59**;
 polishing, 54; rubber and,
 65; weight of, 68, 69, 71
- diesel-fueled heating, **255-60**,
 262
- diesel fuel systems: bypass feed
 lines, **54-55**; common-
 rail manifolds, **55-57**;
 day-tank piping arrange-
 ment, 53-**55**; distribution
 manifold, **53**; fill pipe,
 75-76; filters, 48, 49, **59**;
 fuel flow rate, 48; fuel
 heating elements, 59;
 fuel-line diameter, 60;
 grounding, **64-65**; oil
 coolers, 58-**59**; piping
 arrangements, 50-57, **51**,
53, **55**, **56**; return lines,
 50, **51**, 52, **54-55**, 60;
 standards and regula-
 tions, 46-47; tank materi-
 als, 83, 85, 86, 89, 96;
 tank opening and
 penetrations, 73; tanks,
 number of, 47. *See also*
 fuel systems
- direct cooling, 129-30

- direct-drop toilets, 327–28
 direct electric heating, 255
 direct-expansion air-conditioner, 242–45, **243**, **244**
 discharge lines, 287, 297, 326
 displacement hulls: boat behavior in turns, **180–81**; helm speed, 201; keel cooling, **139**, 141; measures of, 355, 366; propeller aperture, 25–27, **26**; propeller blade area, 4; reduction gear, 32, 35; rudder, 168–69, 179; standpipe exhaust system, **116–17**; sternway calculation, 188
 dorade box, **229**
 dory propeller, 37, **38**
 double-braid rope, 358, 359
 double-ended boats, 30–**31**
 double fixed-geometry high-lift rudder, 224–**26**, **228**
 double-plate rudders, 176
 Dow Chemical VacuPanel, 253
 down-angle gear, 27–28
 Drivesaver disk, **40**
 drivetrains, 1. *See also specific components*
 drystack exhaust systems:
 advantages of, 128; air-jacketed, 153, **158**, 159; back pressure, 101; basic system, 142–**44**; bellows, flexible, 142, **144**, **145**, **147–48**, 149; bulkhead clearances, 106; clamps and hangers, 144–**46**; condensation drain, **149**; expansion and contraction, 143–**48**; hose, **148**; keeping water out, **144**, **149**; lagging, **149–52**; mixed-exhaust installations, 119, **120–21**, 155, 159–**60**; multiple-exhaust stacks, 153, **157**; painting, 152–53; pipe specifications, 143–44; schooner exhaust system, 119, **120–21**; slip joint, 143, **144**; support strut, **158**, 159; temperatures around, 127, 142, 144–45, 150–51; trunk, 151–**52**, 153, **154**, **155**, **156**; water-jacketed, 153, 155, **157**, 159; wet vs. dry, 161–62
 dry suction head, 304
 Du Crane, Peter, 183

Educational Information about Carbon Monoxide (ABYC), 126, 241
 ejector ventilation, 153, **154**, **155**, **156**
Electric Bilge Pumps Operating Under 50 Volts (ABYC), 290
 electric defrosters, 256
 electric heating, 255
 electric-powered ventilation, 237–40, **238**, **239**
 electric-powered windlasses, 372–73
 electric systems, xxii
The Elements of Boat Strength (Gerr), 45
 endplate, 166
 engine: carburetors, 49; compartment ventilation, 263–69, **265**, **266**, **267**, 270; cooling water, excess, 117–19, **118**; fire dampers for compartment ventilation, **271**; heat from, 128; keeping water out, 103, 105; operating temperatures, 129. *See also* diesel engines; gasoline engines
 engine bed, **42–45**
 engine cooling systems: air-cooled engines, 128–29; failures, 128; heat exchangers, **130–31**, **132**; heat generated by engine, 128; keel cooling, 131–41, **132**, **133**, **136**, **139**, **140**; operating temperatures, 129; raw-water cooling, 129–30; sharing, 129; thermostats, 129
 engine-heat heaters, 256
 engine installation: angle of, 27–28, 39–40; metal hulls, 36–37; mounts, engine, **35–37**, 40; thrust load calculation, 36; transmission geometry, 32–35, **33**, **34**
 engine noise, 37, 77
 English units, xx
 Environmental Protection Agency (EPA), 74
 epoxy, G-10 or FR-4, 67
 ethanol, 87–89
 exhaust gas: danger from, 249, 260; diesel-fueled heating, 259–60; temperatures, 142, 259
 exhaust manifolds, 104–5, 151
 exhaust riser: back pressure measurement, **101**; dry exhaust, **104**, 127; lagging (insulation), 104, 127; water-injection, **104**; water-jacketed, **103–4**, 127; wet exhaust, **101**, **103–4**, 127
 exhaust systems. *See* drystack exhaust systems; wet exhaust systems
 exhaust vents, 240, 266
 express cruiser design, **72**

 Fatso Pet stoves, 254
 faucets, 321
 FE-227 (heptafluoropropane) fire extinguishers, 301
 FE-241 (chlorotetrafluoroethane) fire extinguishers, 300–301
 Fernstrum keel coolers, 139
 ferry ventilation system, 266, **267**
 fiberglass exhaust-line components, 105–6, 107, 127
 fiberglass fuel tanks, 70, 85–86, 87–89
 fiberglass insulation, **150–51**
 fiberglass-reinforced plastic (FRP) hulls: engine bed, **44**, 45; epoxy, G-10 or FR-4, 67; strength of, 22; strut installation and, **22–23**
 fiberglass rudders, 176–77
 fiberglass water tanks, 315

- fire dampers, **271**
- fire extinguishers, 299–301
- fire main system, 290, **291**, 297–98
- fire-resistant paint, 152
- fisherman anchor, 332–35, **336**, 376
- fishtail rudders, **219–23**, 226–27
- fixed-geometry high-lift rudders.
See fishtail rudders
- flanged-corner tank construction, **81**
- flapper, **100**, 105, 127
- flash heaters, 318
- flat-plate rudder, metal, 174–75, **222–23**
- flexible-impeller pumps, **303**, 305
- float switches, **297**
- flooding rate from hull damage, 292–93
- FloScan fuel-flow meter, 83
- flow velocity calculations, 136–38
- FM-200 (heptafluoropropane) fire extinguishers, 301
- foam-core fiberglass rudders, 176–77
- foam-encapsulated tanks, **70–71**
- foil-thickness form dimensions, 173–74
- foot pumps, 318
- force and mass conversion table, 398
- forepeak, 241
- Fortress anchor, 336–37, 339–40, 346–47, 366
- FR-4 epoxy, 67
- free-surface effect, 96–99
- freezers, 251, 252–53
- frequency testing, 5–6
- fresh water, 314
- freshwater systems: accumulator, **316–17**; delivery piping, 318–19; faucets, 321; filters, 318–19; hot-water heaters, 317–18; leaks in, 316; plastic-tube piping, 320–21; pressure regulator, 317; pump capacity, 317; pump location, 317; pump selection, 305; requirements, 316; supply piping, **316–18**; tanks, 315–16; watermakers, 315
- friction head, 308–9, 313
- fuel/air separator, 74, **75**
- fuel consumption rate, 58, 83, 90–92, **91**
- fuel oil characteristics, 93
- fuel spills, 52, 57, 73, 74–75, 76, **78, 79**
- fuel systems: access to, **47, 50**; antisiphon protection, **52**; clearances, 50; fill openings, 50; filters, 47–50, **48, 58, 59**; fuel-line diameter, 60; fuel-line rupture, 57; grounding, **64–65**; hose and tubing, **61**, 62–64; hose connectors and clamps, 61–62, **63**; piping arrangements, 47, 50–57, **51, 53, 54, 55, 56**; pressure testing, 83; pumps, fuel-transfer, 57–58, 305, 313; rubber and, 65; shutoff valves, 60–61; standards and regulations, 46–47; valves, **59–61**. See also diesel fuel systems; gasoline fuel systems
- fuel tanks: backfire flame mesh, 74; baffles, **80**; bonding system, connection to, **64–65**; capacity calculations, 92–95; clean-out openings, 73; common-rail manifold take-off pipe, **56**; construction, 80–81; corrosion, 68–69, 78, 81, 84, 85, 96; cushioning and padding, 68–69; diaphragm tanks, 58; drains, 73; fill manifold, 58; fill pipes, 50, 75–78; foam-encapsulated, **70–71**; grounding, **64–65**; hold-downs, 66–68; installation, 66–68, 69; installation, twin tanks, **64**; integral tanks, 86; keeping dry, 78; labels, 81–82; level sensors and gauges, 57, 58, 83, 96; location, 69, 71–72; materials for, 83–89, 95–96; multiple tank systems, 58; number of, 47; openings and penetrations, location of, 73; pressure testing and ratings, 82–83; pump for moving fuel between, 58; shared walls with water tanks, 80; sounding stick use, 83, 86; stability and free-surface effect, 96–99; structural support from, 83; take-off pipe, 78; take-off pipe filter, 78; vent collection tank, 74–75, **76**; vents, 50, 73–75, **77, 275**; vent spill prevention, 74–75; weight of fuel and tank, 68, 69, 71; welded-on lugs, 69
- G-10 epoxy, 67
- galvanic isolation, 280
- galvanized tanks, 83
- gaskets, 65
- gasoline: characteristics, 93; diesel compared to, 46; rubber and, 65; weight of, 68, 69
- Gasoline and Propane Gas Detection Systems* (ABYC), 270
- gasoline engines: alcohol fuel and, 88; exhaust system metals and corrosion, 104, 105; fuel consumption rate, 83, 90, 91–92; fuel-line diameter, 60; ventilation of gasoline boats, 264, 269, 270, 272–77; waterlift mufflers and, 114
- gasoline fuel systems: anti-siphon protection, **52**; diaphragm tanks, 58; fill pipe, 75; filters, 48–49; fuel-fill spill compliance, **79**; fuel flow rate, 48–49; fuel-line diameter, 60; grounding, **64–65**; piping arrangements, 50, **51**;

- pumps, fuel, 58; pumps, fuel-transfer, 58; standards and regulations, 46-47; tank materials, 83, 86, 87-89, 96; tank opening and penetrations, 73; tanks, number of, 47; tank vents, 74, 275; ventilation of gasoline boats, 272-77. *See also* fuel systems
- Gasoline Fuel Systems* (ABYC), 272
- gas turbine gear geometry, 34
- gate valves, 59
- gauge pressure, 102
- gear geometry, 32-35, **33, 34**
- gear pumps, 57
- generator: cooling systems, sharing, 129; fuel consumption, 92; sizing, 247; ventilation requirements, 266
- geometric aspect ratio, 164
- Gerr 34 Sportfisherman, **108**
- Gianneschi & Ramacciotti blowers, 239, 265
- Globe Drivesaver disk, 40
- globe valves, 59-60
- GM (metacentric height), 97-99
- grapnel anchor, 343, **344**, 346
- gravity tanks for stoves, 255
- gravity toilets, 327-28
- Gray, Lysle, 86
- gray water: discharge lines, 287; drains, 319-20; pumps, 305; tanks, 320
- Greenheck Fan Corporation, 271
- Groco: hull strainers, **282**; sea-cocks, **279, 280**
- grounding skeg, **25**
- Guardian anchor, 336-37, 339-40, 346-47, 366
- gudgeons and pintles, 195
- Hale, Tom, 87
- half-cowl side vents, 264-65
- Halocarbon fire extinguishers, 301
- Halon fire extinguishers, 300, 301
- Halyard water-separator exhaust, 124-25, 127
- Harrison patent rudder, **218**
- Hastelloy C exhaust-system parts, 104, 107, 116
- hatches, 235-36, 240-41
- hawseholes, 380
- hawsepipes, 335-36, **380-81**
- hawser-laid rope, 358
- head (marine toilet): Blakes Lavac head, **322-25**, 328; diaphragm pumps, **323**, 324; fresh water for flushing, 328-29; manufacturers, 322; marine sanitation devices (MSDs), 329-30; odor control, 323, 324, **325, 326**; plumbing installation, **323, 325-26**; pump to a dry bowl, 323-24; push-button flush, 325; types of, 327-30; water usage, 324
- head (pumps), 306; friction, 308-9, 313; pressure, 308; static, **306-8**, 313; total apparent, 309-11, **310**; velocity, 308
- heat exchangers: boat speed comparison between keel-cooled and, 141; inspection and maintenance, 127; operation and installation, **130-31, 132**; water-jacketed dry exhaust system and, 155; zinc anodes, 127
- heating, cabin: capacity requirements, 260; installation, 260-61; reverse-cycle air-conditioning, 247, 255; types of heaters, 252-59; ventilation for, 262
- helm limit, 200
- helm speed, 201-2
- heptafluoropropane fire extinguishers, 301
- Herrshoff, Nathanael, 333
- Herrshoff anchor, 333-35, 365-66
- HFC-227 (heptafluoropropane) fire extinguishers, 301
- high-lift rudders, **219-28**
- High Speed Small Craft* (Du Cane), 183
- holding-plate refrigeration systems, 251-52
- holding tanks, 320, 324, 326-27
- Hooke's joints, **37**
- hose, tubing, and pipe: bilge systems, 290, 292, 295, 296; flow speeds, 311-12; freshwater systems, 320-21; friction head, 308-9; fuel systems, **61**, 62-64; head installation, **325-26**; pipe thread standards, 390-91; pressure drop, 313; standards and schedules, 388-90, 392-95
- hose connectors and clamps: bilge systems, 296; fuel systems, 61-62, **63**; hose-to-pipe connections, **391**; sea-cocks, 282; wet exhaust systems, **106**, 107-8
- hot-air heating systems, **256-57**
- hot-water heaters, 317-18
- hot-water heating systems, **258-59**, 262
- hull damage, flooding rate from, 292-93
- hull design: boat behavior in turns and, **180-81**; rudder and, 164-65. *See also* displacement hulls; planing hulls
- hull strainers, **282**
- humidity, 242, 245, 249
- hydraulic steering, **202-8**
- hydraulic windlasses, 373
- hydronic heaters, **258-59**, 262
- icebox conversions, 251-52
- idle bypass line, 119, **123, 124**
- Iona*, **381**
- Imagine*, 221, **241, 379**, 380, 382, 383
- impeller pumps, **303**, 305
- impellers, 127
- imperial units, xx
- Intra bladder tanks, 95
- inboard rudder, 165, 166
- Inconel exhaust-system parts, 104, 107, 116, 127
- indirect cooling. *See* heat exchangers
- instant hot-water heaters, 318

- insulation: lagging, 104, 127, **149-52**; materials for, **150-51**, 253; for refrigerators and freezers, 253
- intercoolers, 136
- intermediate-speed-section rudder, **172-73**
- International Paint, International Marine Coatings, 152
- International Paint, International Protective Coatings, 152
- International Standards Organization (ISO) standards, xxiii; ABYC guidelines compared to, 50; bilge-pump requirements, 293; fuel systems, 46-47, 50; pipe designations, 390
- International System of Units (SI units system), xx
- Intertherm 50 paint, 152
- intumescent paint, 152
- inverters, ventilation for, 269-70
- iron hose clamps, 107-8
- iron pipe size (IPS) schedule, 388
- iron tanks, 83
- ISO. *See* International Standards Organization (ISO) standards
- isopropyl alcohol, 87-88
- Jabsco pump, **313**
- jackshaft, **35, 37**
- Jacuzzi whirlpool, 314, xxi, xxii
- Jastram rudders, 226
- Jefa Rudder and Steering, 187-88
- joker-valve toilets, 328
- kedge anchor, 332, 346, 347, 365-66
- keel cooling: aftercoolers, **133, 136**; boat speed comparison between heat exchanger and, 141; box keels, 139, **140**; drag, appendage, **139, 141**; external tubing, 132, 133-35; fairing, **139**; flow speed, increasing, 139; flow velocity and tube length, 136-38; intercoolers, 136; jacket water aftercooled, **133**; length, reducing, 138; manufactured, 139-41, **140**; materials for, 133, 134; operation and installation, 131-32, 135-36, **139**; required surface area, 133, 134; sea strainers, 141; tank or shell, 132, **133**; water pump, 132
- kerosene, 93
- kerosene heaters, 255-56
- keyways and couplings, propeller-shaft, **15-17**
- kick-up rudder, **166, 179**
- kinetic pumps, **304, 313**
- Kingfisher*, 71, **72, 97**
- Kitchen, John G. A., 216
- Kitchen rudder, 216-18, 219, **219, 228**
- Kolstrand Marine Supply, 363
- Kool Kat*, 246, 247, 248, 250
- Kort nozzle rudder, 218-19
- lagging (insulation): dry exhaust systems, **149-52**; exhaust riser, 104, 127; materials for, **150-51**
- lapped-corner tank construction, **81**
- lazarettes, 241
- LectraSan, 329
- Lifeguard fuel/air separator (Racor), 74, **75**
- lift coefficient, 180, 182, 183
- lignum vitae, 190
- Lipsitt, Harry, 84
- liquid volume conversion table, 93
- liquified petroleum gas. *See* LPG (liquified petroleum gas)
- lobsterboats, 25-27, **26, 107**
- lockers, **241**
- "loiter" engine, 34
- longitudinal center of buoyancy, 71-72
- LPG (liquified petroleum gas): ABYC guidelines, 270; heating systems, 253; ventilation for storage locker, **270-71**; water heaters, 318
- Luke anchor, 335, **336, 346-47, 365-66**
- lunch hook, 346-47, 365-66
- Lunenburg Foundry, 254
- macerator pumps, **326**
- macerator-pump toilets, 328
- MacLear, Frank, 219-20
- MacLear and Harris, Inc., 220, xxi-xxiii
- MacLear Thistle rudder, **219-22, 223, 228**
- magnetic-drive centrifugal pumps, 249
- make-up air, 240, 249
- malleable iron hose clamps, 107-8
- maneuvering principles and characteristics, 227
- manganese bronze struts, 21, 22
- manifolds: common-rail, **55-57**; exhaust, 104-5, 151
- manometer, **101, 102**
- Manson anchors, 336, 344, 347, 366
- Marelon seacocks, 278, **279, 284, 285**
- Marine Compressed Natural Gas (CNG) Systems* (ABYC), 270
- marine sanitation devices (MSDs), 329-30
- Marinite board, 151-52
- mass calculation, 183
- mass conversion table, 398
- mean chord, 163, **164**
- measure conversion tables, 396, 397
- mechanical systems, xxi-xxiii
- mercury, 297
- Merriman-Herreshoff anchor, 334-35
- metacentric height (GM), 97-99
- metal hulls: corrosion, 297; engine installation, 36-37; engine noise, 37; exhaust piping, 107; galvanic isolation, 280; keel cooling, 132, **133, 139**; sea chest, **284-86**; seacocks, 280; strut construction for, 23-24; through-hulls, 278

- metal rudders, 174–75, 176, 185, 222–23
- metal tanks: construction, 80–81; corrosion, 68–69, 78, 81, 84, 85; foam-encapsulated, 70–71; keeping dry, 78; regulations on, 86; welded-on lugs, 69. *See also specific metals*
- methanol, 87–88
- metric units, xx
- Miami boat show, 229–30
- mineral wool, 150
- Monel exhaust-system parts, 104
- Monel tanks, 83, 84, 315
- motoryacht design, 72
- muff coupling, 16
- mufflers: waterlift mufflers, 109–14, 110, 111, 115–16, 125, 127; water-separator mufflers, 124–25, 126, 128; wet exhaust systems, 100, 108
- multihull sailboats, 173
- mushroom vent, 232, 234, 236, 240–41
- nacelles, underwater, 123, 124
- NASA, 171
- National Advisory Committee for Aeronautics (NACA) airfoil sections, 171
- National Fire Protection Agency (NFPA), xxiii; fuel system regulations, 46; fuel-system valves, 60; gravity tanks for stoves, 255; LPG heating systems, 253
- Nauta bladder tanks, 95
- Navigator Stove, 254
- navy stockless anchors, 335–36, 337, 366
- Neoprene, 65, 68–69
- Neville, Charles, 223
- NFPA. *See* National Fire Protection Agency (NFPA)
- Nicholson, Charles, 333
- nickle-copper exhaust-system parts, 104
- nickle-copper tanks, 84
- Nicro-Fico vents, 236, 241
- Nigel Calder's Cruising Handbook* (Calder), 369
- no-discharge zones, 320, 326, 329
- nominal pipe size (NPS) schedule, 388
- Northhill anchor, 342–43, 344
- North Sea exhaust system, 114–16, 115
- Oberdorfer pumps, 298
- oil, 93, 128
- oil coolers, 58–59
- outboard rudder, 165, 166, 176, 179
- oxygen-depletion sensor, 255
- packing material, 40, 41, 193
- paint: for drystack exhaust systems, 152–53; keel cooling and, 133, 134
- parabolic-section rudder, 172–73
- passenger compartments: air conditioning. *see* air-conditioning; ventilation of, 231–41, 233, 234, 235, 236, 237
- patent anchors, 332
- Pekney, Robert E., 343
- Pekney anchor, 343
- Pennel bladder tanks, 95
- permeability, 240, 249, 275
- PEX tubing, 320–21
- phosphor bronze struts, 21
- Pilgrim nut, 17
- pillow blocks, 14
- pintles and gudgeons, 195
- pipe. *See* hose, tubing, and pipe
- pipe thread standards, 390–91
- piston pumps, 302, 305
- planing hulls: boat behavior in turns, 180–81; coefficient of lift, 183; engine and shaft installation, 27–28; fuel tank hold-downs, 66; fuel tank location, 71, 72; helm speed, 201; keel cooling, 141; propeller blade area, 4; rudder, 165, 179, 198; rudder safety factor, 185; rudder sizing, 168, 169–70; rudder stock angle, 198; sternway calculation, 188
- plastic bearing material, 190, 191, 192–93, 194, 196
- plastic pipe, 296
- plastic tanks, 315, 327
- plastic-tube piping, 320–21
- plow-type anchors, 340, 341, 342, 346–47
- plunger pumps, 302, 305
- plunger-pump toilets, 328
- polyethylene tanks, 86–87
- POR-15, Inc., 152
- Porta Potti, 327, 330
- positive-displacement pumps, 302–4, 307, 313
- powerboats: exhaust tubing glassed to transom, 107; helm speed, 201; low-engine exhaust installation, 109; rudder, 179–80, 184; rudder safety factor, 185; rudder sizing, 168–69, 170; rudder stock angle, 197, 198; sea-cocks, 280, 282; vent installation, 233. *See also* planing hulls
- power steering, 203, 206–8, 207
- pressure and stress conversion table, 399–400
- pressure drop, 313
- pressure head, 308
- prismoidal formula, 92
- propeller: 3-bladed, 2, 3, 6, 25; 4-bladed, 6, 25; 5-bladed, 2, 3, 6, 25; 6-bladed, 4, 25; action and operation of, 3, 5; aperture, 25–27, 26, 214–15; blade area, 2–4; cavitation, 3, 5–6; clearances, 5; disc area ratio, 2, 4; fuel consumption rate calculation, 91–92; hub, 16–17; induced drag, 5; interference fit with shaft, 16–17; number of blades, 6; overhang, propeller-shaft, 12; pitch, 6; pocket, 6–9; removal of, rudder and, 212–15, 213, 214; retracting dory, 37, 38; rotation direction, 28–29; sizing of, 2;

- tunnel, 6–9; water inflow to, 24–28, **26**
- Propeller Handbook* (Gerr), 215
- propeller nuts, 1–2, **3**
- propeller shaft: alignment, 12; angle and placement, **27–31**; bearings, **12**, 22, 42; bearings, intermediate, 13–15, **14**; bent, 13; collar, 17; diameter, 9–11; divided, 16; failures, 16; interference fit with hub, 16–17; intermediate section, 16; materials for, 11, 12; overhang, propeller-shaft, 12; removal of, rudder and, 212–15, **213**, **214**; shaft-bearing spacing, 11–12; tail section, 16; whirling vibration, 13
- propeller-shaft couplings and keyways, **15–17**
- propeller slipstream diverters. *See* high-lift rudders
- propeller strut: aperture, propeller, 25–27, **26**; bearings, intermediate, **14**, 15; dimensions, 18–21, **19**, **20**, 22; fastening and mounting, 22–24; grounding skeg, 25; importance of, 18; I-struts, 8, 18, **19**, 25; leg angles and water inflow, 24–25; materials, 21–22; P-struts, 8; purpose of, 18; section shape, **20**, 24; V-struts, 8, 18, **19**, 24–25
- propeller vibration and noise: cavitation, 3, 5–6; frequency testing, 5–6; number of blades and, 6, 8; overhang, propeller-shaft, 12; shaft noise, 6; strut installation and, 22; tip noise, 5, 6; tunnel and pocket noise, 6–9; whirling vibration, 13
- PSS Shaft Seal, 40–41
- Pugh, David, 172–73
- pull-pull steering, **210–11**
- Pump Handbook* (Karassik, Messina, Cooper, and Heald), 306
- pumps: access to, 302; dry suction head, 304; fire main, **291**, 297–98; flow speeds, 311–12; fuel-transfer, 57–58, 305, 313; gasoline fuel pumps, 58; head, 306; head, friction, 308–9, 313; head, pressure, 308; head, static, **306–8**, 313; head, total apparent, 309–11, **310**; head, velocity, 308; power requirements, 312; pressure drop, 313; pump selection, 308; selection, 304–5, 312–13; sizing, 302; suction head, 304; suction vs. pressure, 58; systems that use, 302; types of, 302–4. *See also* raw-water pump
- pump toilets, 328
- PYI: flexible shaft coupling, 40; Python-Drive, 35
- pyrometer, 104
- Python-Drive, 35
- rack-and-pinion steering, 210
- Racor: fuel filter, **59**; Lifeguard fuel/air separator, 74, **75**
- radial pumps, 304
- radiators, 130, **131**
- radius-corner tank construction, **81**
- rain and spray hoods, **237**
- range, fuel consumption rate and, 90–91
- Raritan LectraSan, 329
- raw-water cooling: cooling circuit for air-conditioning, **248–49**; engine cooling, 129–30; excess water, bypass line for, 117–19, **118**; pump selection, 305
- raw-water intake. *See* sea suction
- raw-water pump: access to, 127; for cooling circuit for air-conditioning, 249; failures, 105–6, 127; heat-exchanger cooling, 131, **132**; pump selection, 305; sharing seacocks, 283–84; water-jacketed dry exhaust system, 153, 155
- reciprocating positive-displacement pumps, 302–3
- reduction gear coolers, 136
- reduction gear geometry, 32–35, **33**, **34**
- refrigeration, 250–53, **252**
- refrigerators, 251, 252–53
- resources, 401–2
- reticulated-foam bladder tanks, **96**
- retracting dory propeller, 37, **38**
- reverse-cycle air-conditioning, 247, 255
- right-hand rope, 358
- ring-form rudders, 216–19
- rock wool, 150
- Rocna anchor, 344, **345**, 366
- roller bearings, 190, **194**
- Rolls Royce/Ulstein rudder, 223, **224**
- root and root chord, 163, **164**
- rope: attaching chain to, 361–62; chafe, 359–60; characteristics, 348, 358; rode sizing, 367–68, 369–70; storage, 362–63, 381–83, **382**, **384**; types of, 358, 359, 361, **362**
- rope locker, 381–83, **382**, **384**
- rope spool, **362–63**
- rotary positive-displacement pumps, **303–4**
- rotary sliding-vane pumps, 57
- rotary vane pump, 303, **304**, 305
- Rotor-Rudder, 226, 228
- rubber, 65
- Rubber Design B.V. exhaust pipe hangers, 145–46
- rubbing alcohol, 87–88
- rudder: allowance, 192–93; angle indicator, 210; aspect ratio, 164, 165, 177–78; axial loads, 195–96; balance, 165–68, 222, 223; boat behavior in turns and, **180–81**; center of water force, 167, 188; course keeping principles and characteristics, 226–27; free-trailing angles, **212**; gudgeons and pintles, 195; hull

- design and, 164–65;
 installation and removal, 212–15; maneuvering principles and characteristics, 227; materials for, 174–77, **175**, **176**; principle of, 163; profile (plan-form), 177–80, **178**, **179**; propeller apertures, **214–15**; safety factors, 185; section offsets table, 173–74; section shape, 170–73; sizing of, 168–70, 222; terminology to describe, 163–64; water force on, 182–84
- rudder, types of: articulated flap, 219, 222, 223–28, **224**, **225**, **226**; Barke, 223, 226; Becker, 223, 226; bulbous flap, **224**; Deflector Rudder, **224**, **225**, 226; double fixed-geometry high-lift, 224–26, 228; fishtail, 219–23, 226–27; flat-plate, 174–75, **222–23**; Harrison patent, **218**; high-lift, **219–28**; inboard, 165, 166; Kitchen, 216–18, 219, **219**, 228; MacLear Thistle, **219–22**, 223, 228; outboard, 165, **166**, **176**, 179; ring-form, 216–19; Rotor-Rudder, 226, 228; Schilling, 222, 228; spade, 166, **167**, 177–79, **178**, 183–84, 185; steerable Kort nozzle, 218–19; T-rudder, 226, 228
- rudder bearings: clearance, 192; loads on, 189–90, 194–95; location, **184**, **189**, **191**; materials for, 190, **194**; self-aligning, **194**
- rudder palms, **215**
- rudder port: allowance, 192–93; compression tube, **191**, 193–94; location, **184**, **191**; packing gland, **191**, 193; tube wall thickness, 193
- rudder stock: angle of, 197–98; bearings above and below blade, 188–89; diameter, 182–87; materials for, 186, 187–88, 189, 195; section modulus, 186–87; strength going astern, 188; weight of, 186; weight-saving strategies, 187–88; welded, 187
- rudder stops, **209–10**
- runrunner covers, 105
- R. W. Fernstrum keel coolers, 139
- safety factors, 185
- safety seacock, **280**
- sailboats: bilge systems, vented loop on, 294–95; exhaust system installation, **107**, 109, 119, **120–21**; fuel tank location, 71; helm speed, 201; mechanical systems, xxii; propeller apertures in rudder, **214–15**; propeller shafts angle, 29, **30**; rudder, **166**, 167, **176**, 177–79, **178**; rudder aspect ratio, 164, 177–78, 187–88; rudder safety factor, 185; rudder selection, 173; rudder sizing, 168, 170; rudder stock, 187–88; rudder stock angle, 197; seacocks, 280–81; shaft collars, **196**; vent installation, **233**
- Schilling rudder, 222, 228
- Schnell boat, 119, **122**, 123, **124**
- schooner exhaust system, 119, **120–21**
- scope, 368
- scuttlebutt, 314
- Seabreeze*, xxi–xxii
- sea chest, 126, **284–87**
- seacocks, 126, 278–82
- SeaLand: holding tanks, **327**; OdorSafe Hose, **325**; T-series pump, **326**; VacuFlush toilet, 328
- seaplanes, 332
- sea strainers, **59**, 126, 141, 282–83, **284**
- sea suction: hose clamps, 282; hull strainers, **282**; pumps sharing seacocks, 283–84; sea chest, 126, **284–87**; seacocks, 126, 278–82; sea strainers, **59**, 126, 282–83, **284**; systems that use, 278
- sea valves, 280, **281**
- seawater: characteristics, 93; flushing head with, 328–29; washing dishes with, 315, 318
- Securefill, 76, **78**
- semidisplacement hulls: keel cooling, 141; rudder sizing, 168–69
- Sen-Dure oil cooler, **59**
- Separ fuel filter, **48**
- shackles, **353–56**, 367, 369
- shaft collars, 195–96
- sheet anchor, 346
- sheet-metal tanks, 80–81, 83, 84
- Shipmate Skippy heater, **253–54**
- showers, 314, 315
- shower sumps, 319–20
- silicon bronze rudder stock, 186, 187, 189, 195
- silicon bronze struts, 18–22
- silting, 129, 130
- single-screw boats: propeller rotation, **28–29**; propeller shaft removal, **213**; propeller shafts angle, 29, **30**; rudder, 179
- siphon break, 110, **112**, 294–95, 320
- SI units system (International System of Units), xx
- skegs: antifouling, **178**, 179; grounding skeg, **25**; rudder section shape and, **173**; rudder sizing and, 170
- skid fin, **165**
- skylights, 235–36
- slag wool, 150
- slip-ring shaft seals, 40–41
- slug units, 183, xx
- Smith, Westoney, 335
- Smokehead, **254**
- solar-powered ventilation, **236–37**, **241**, 266, 270
- sounding stick, 83, 86
- source information, 401–2
- spade anchor, 343–44, **345**, 346–47, 366

- spade rudder, 166, **167**, 177-79, **178**, 183-84, 185
- span, 163, **164**
- Splash-Stop unit (Vetus), 76, **78**
- sportsfisherman designs, **72**, **108**
- spurling pipe, 381, 382
- stability: fuel tanks and free-surface effect, 96-99; GM (metacentric height), 97-99; righting arm (GZ), 97-99
- stainless steel bearings, 194
- stainless steel chain, 352-53
- stainless steel exhaust-system parts, 104, 107
- stainless steel rudder stock, 186, 187, 195
- stainless steel struts, 21-22
- stainless steel tanks, 83, 84, 315
- stainless wire rope, 363-64
- standpipe exhaust system, **116-17**
- static head, **306-8**, 313
- steam hose, 105
- steel keel cooling components, 133, 134
- steel sheeting for insulation, 151-52
- steel tanks, 83
- steerable Kort nozzle rudder, 218-19
- steering systems: Akermann, **211-12**; backup, 208-9; design of, 198-99; free-trailing angles, **212**; helm limit, 200; hydraulic, **202-8**; power steering, 203, 206-8, **207**; pull-pull, **210-11**; rack-and-pinion, 210; responsiveness of, 163; rudder angle indicator, 210; rudder stops, **209-10**; tiller, 199-200, 208, **209**; wheel-and-cable steering, **200-202**; worm-gear, 210
- steering torque, 198, 203
- Stephens, Rod, 234
- stockless anchors, 335-36, **337**, 366
- storage areas, ventilation of, **241**
- storm anchor, 346-47, 365-66
- stoves and heaters, wood and coal, **253-54**
- stream anchor, 346-47, 365-66
- street anchor, 346-47, 365-66
- stress conversion table, 399-400
- strum box, **288-89**, **295**, 303
- struts. *See* propeller strut
- stud-link chain, 348-49
- stuffing box: flexible (self-aligning) hose-type, **41-42**; operation of, 40; packing material, 40, 41; rigid, 14, 15, **40**; slip-ring-type PSS Shaft Seal, 40-**41**; water injection, 42
- suction head, 304
- Summer Kyle*, **115**, 235-36
- Summer Moon II*, 71-72
- supply boats, 159-60, 162
- surge chamber, **100**, 105, 127
- swivels, 356-58, 367, 369
- systems on boats, xxi-xxiii
- tanks: areas of plane figures, calculating, **386-87**; capacity calculations, 92-95. *See also* fuel tanks; metal tanks
- Taylor, Geoffrey, 340
- Te Kouma*, 223
- tempered-water air-conditioner, 243
- terneplate steel tanks, 83
- Theory of Wing Sections* (Abbott and Doenhoff), 171
- Thermo-12/Blue insulation, 150
- thermodynamic ton, 250
- thermostats, 129
- Thordon bearings, 22
- three-strand rope, 358, 359, 361
- through-hulls, **112**, 278
- through-hull spool, 278, 280, **281**
- thrust bearing, **35**, 36, 37, **39**, 196
- thrust load calculation, 36
- tiller steering, 199-200, 208, **209**
- tinned copper tanks, 83
- Tiny Tot stoves, 254
- tip and tip chord, 163, **164**
- toilet. *See* head (marine toilet)
- tolerance, 192
- ton of air-conditioning, 250
- transformers, ventilation for, 269-70
- Transite board, 151-52
- transmission geometry, 32-35, **33**, **34**
- transoms, **107**
- Trident sanitation hose, 325
- Trotman, John, 333
- Trotman anchor, 333, **334**
- T-rudder, 226, 228
- tubing. *See* hose, tubing, and pipe
- turbochargers, 106
- twin-screw boats: Akermann steering, **211-12**; backup steering system, 208; propeller rotation, **29**; propeller shaft removal, 212-13; propeller shafts angle, 29-31; rudder, 179-80
- twisting moment, 184-85, 188
- Twombly*, 6, 7
- Ulstein rudder, 223, **224**
- ultra-high-molecular-weight polyethylene (UHMW-PE): anchor rollers, 377; bearings, 190, **191**, 192-93, 194, 196; characteristics, 377
- underwater exhaust systems, 119, **122-24**
- United States customary units, xx
- universal joints, 36, **37-39**
- U.S. Coast Guard regulations: CNG, 270; fire extinguishers, 299-300; fuel filters, 49; fuel-line hose, **61**, 63; fuel tank materials, 87; fuel tank vents, 275; insulation, 151; LPG, 270; through-hull spool, 280, **281**
- VacuPanel, 253
- vacuum-flush toilets, 328
- valves, fuel-line, **59-61**
- vane pumps, 57, 303, **304**, 305
- velocity head, 308
- vented loop, 110, **112**, 294-95, 320

- ventilation: for battery
 compartment, 270; blowers and ducts, 237-40, **238, 239**, 263-64, 265-66, 272-75, **274**; blower timer switch, 269; for converters, 269-70; ejector ventilation, 153, **154, 155, 156**; electric-powered, 237-40, **238, 239**; of engine spaces, 263-69, **265, 266, 267**, 270; exhaust vents, 240, 266; fire dampers for, **271**; hatches, 235-36, 240-41; for heaters, 262; for inverters, 269-70; make-up air, 240, 249; of passenger compartments, 231-41, **233, 234, 235, 236, 237**; permeability, 240, 249, 275; purpose of, 230; skylights, 235-36; solar-powered, **236-37, 241**, 266, 270; of storage areas, **241**; for transformers, 269-70; vent area requirements, 232, 234-35, 263-64; vent installation, **233, 266, 267**; vent types, **229, 230, 232, 234, 236, 237, 240-41**; volume change rate, 231-32, 234, 268-69; windows, **235, 237**
- Ventilation of Boats Using Gasoline* (ABYC), 272
- ventilation plate, 166
- venturi vent, **237**
- Vetus den Ouden: bladder tanks, 95; Splash-Stop unit, 76, **78**
- VHT Paints, 152-53
- Victory*, HMS, 347
- volume calculations, 92-95
- volume change rate, 231-32, 234, 268-69
- Walter Machine Co. keel coolers, 139, **140, 141**
- warps, 358-59
- water: characteristics, 93; flushing head with, 324, 328-29; use per person per day, 315; weight of, 68, 315. *See also* freshwater systems; raw-water cooling; sea suction
- water casks, **314**
- water-flow sensor, 104
- water heaters, 317-18
- water-jacketed dry exhaust system, 153, 155, **157, 159**
- waterlift mufflers, 109-14, **110, 111, 115-16, 125, 127**
- watermakers, 315
- water pump: access to, 127; failures, 105-6, 127; freshwater systems, 305, **316-17**; heat-exchanger cooling, 131, **132**; keel cooling, 132. *See also* raw-water pump
- water-separator mufflers, 124-25, **126, 128**
- water tanks: baffles, 315; capacity, 315; materials for, 315; requirements, 315-16; shared walls with fuel tanks, 80; weight of water and tank, 68, 315
- wedge-section rudder, **172-73**
- weight calculation, 183
- wet exhaust systems: access to, 107; backflow protection, 105, 127; back pressure, **101-2, 110, 119**; basic system, **100**; bulkhead clearances, 106; connectors and clamps, **106-8**; corrosion, 104-5, 127; cracks in, 106; drystack vs. wet, 161-62; exhaust life-line volume, 113; exhaust line diameter, **102, 113-14**; exhaust riser, **101, 103-4, 127**; flapper, **100, 105, 127**; hose and tubing, 105-6, 127; hose clamps, **106, 107-8**; keeping water out, 103, 105; leaks in, 103, 105-6, 107; maintenance of, **100**; manifolds, 104-5; materials for, 104-5, 107, 127; mixed-exhaust installations, 119, **120-21, 155, 159-60**; mufflers, **100, 108**; North Sea exhaust system, 114-16, **115**; principle of, 102, 128; pyrometer, 104; requirements for reliable systems, 126-27; sharing, 109; space requirements, **108-9**; standpipe exhaust system, **116-17**; support for, 106-7; surge chamber, **100, 105, 127**; underwater exhaust systems, 119, **122-24**; water-flow sensor, 104; water injection location, 105; waterlift mufflers, 109-14, **110, 111, 115-16, 125, 127**; water-separator mufflers, 124-25, **126, 128**; water volume calculation, 102-3
- wheel-and-cable steering, **200-202**
- whirlpool, 314, xxi, xxii
- Wilcox-Crittenden Skipper II toilet, 328
- windlasses: electric-powered, 372-73; horizontal, 375; hydraulic, 373; selection, 370-75; vertical, **371, 375**; wildcat vs. gypsy, 375; wire-rope, **363-64**
- windows, **235, 237**
- wire gauges/wire size, 373, 374-75
- wire-rope anchor rode, 363-64, 368-69
- wire-rope windlass, **363-64**
- wood alcohol, 88
- wooden rudders, **176**
- wood-epoxy tanks, 315
- wood stoves and heaters, **253-54**
- workboats, 25-27, **26, 107, 159-60, 162, 174-75**
- working anchor, 346-47, 365-66
- worm-gear steering, 210
- yachtsman anchors, 333-35, **336, 365-66, 376**
- Yale Brait line, 358, 361, **362**
- Yanmar engine curves, 90-91
- zinc anodes, 22, 127, 285, **287**